



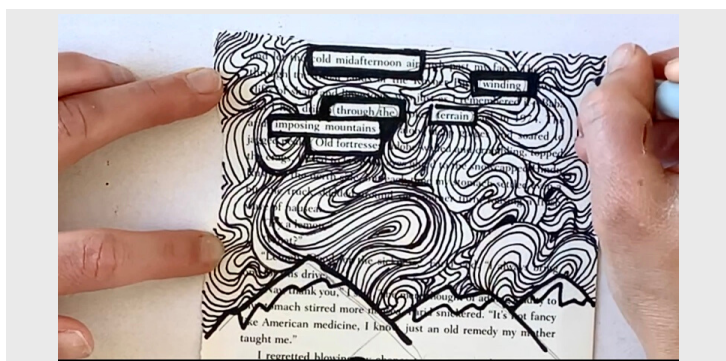
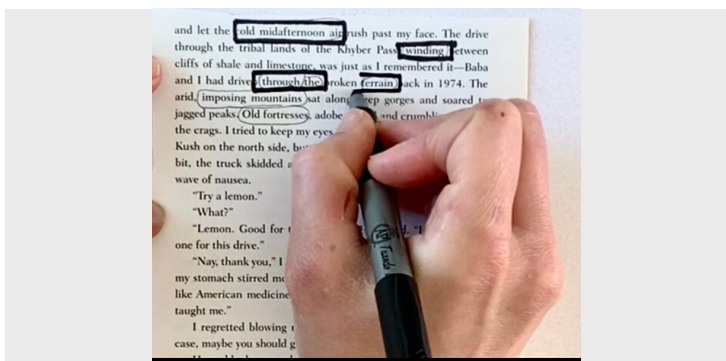
BLACKOUT POETRY

Full Tutorial: <https://youtu.be/3OCKZFyrIYM>



PICK A PAGE

Find an old book, magazine, newspaper or any surface with text. Read the whole page and look for an anchor word.



CIRCLE WORDS

Use a pencil to circle words that jump out to you. Think about what mood you want your poem to have. Remember that an ending to a poem is just as important as a beginning.

DRAW!

Use any materials to draw imagery on your page. Make sure to black out words that you don't want in your poem.



THATARTTEACHER.COM